

YEAR 2 PLANNING FOR FRIDAY 3RD APRIL 2020

Good morning everyone! I hope you are all ok. Well done for logging onto Active Learn and Times Tables Rock Stars- keep this up. The tournament has finished now, but you can still practise. Thank you to those of you who are continuing to send work to me- I look at all of your photos to see what you have been doing. **To make it easier for Miss Michelle, please put your name and class in the email subject or at the top of the email.**

Fun Photos

If you would like to share the wonderful activities that you are doing at home on the Calpe Facebook page too, send us your pictures! It can be of you completing worksheets but also Art projects, Science experiments, exercise or yoga videos or even fun games that you are doing with your family.

I know that some of you might find the activities tricky or you might not be able to access all of the things that you need, but please don't worry. Just try your best to do the activities that you can do. If you are stuck, move on to the next activity until you can ask an adult for help. Remember that you can email to ask any questions or to ask for ideas of something else you can do. Enjoy the day and don't worry if you can only complete some of the activities- they are there to help you, not to make you or your mum and dad stressed!

Phonics/ Spellings

/or/

aw

saw drawing
paw strawberry
jaw lawn straw
hawk

au

astronaut pause
author saucer
laundry dinosaur

Which of these words can you find in the picture?

/or/ can also be spelled like this:

al walk war wardrobe quar quarter

Alternative /or/ sounds

If you would like to start investigating some alternative spellings for this sound, visit **Spellzone**. This link will take you to a word list which you can listen to. Scroll down the page to click on **games** that you can play too.
https://www.spellzone.com/word_lists/list-163024.htm

Find this symbol on the page for the FREE games:


































Spelling games using the word list: The /Or/ Sound

I have also set a short revision activity to try too. My group have seen these before, and sometimes it can be a bit tricky at first to guess the word. Look carefully at the picture and try to think that they all have the 'or' sound in! If you are stuck, please let me know and I can give you a clue.

(Please see the video link in the email sent from the school office if you need help!)

Alternative Spellings or/aw/our/augh/al

or		aw		au		augh		al		our	
											
											
											
											
											
											

Reading (Please see the video link in the email sent from the school office if you need help!)

Well done to those of you who have opened the books from Bug club on Active Learn. Nearly everybody has been reading, which is super. If you haven't opened any books yet, it would be great if you could give it a try this week. **Please make sure that you answer all of the questions so that you can get your next book!** I have re-allocated any books that have questions outstanding because you can't get the next book until the questions have been answered. I hope this helps.

Maths (Please see the video link in the email sent from the school office if you need help!)

Aim: To add two amounts of money, beginning to cross into £s

You can still use the **Coin counting/ sorting** games on Active Learn to practise recognising and adding coins.

<https://www.topmarks.co.uk/money/coins-game>

Today, I would like you to complete **page 62 and 63** in your Abacus books. As we have been practising, start with the largest number and count on. **The picture on page 62 only shows the coins that you need to add on.** You can do it the same way I showed you yesterday by using the 1-100 square, or by using column addition. On page 63, be careful as the totals might be more than £1, so make sure you record them properly. You can use the 101-200 square to help if you need to.

Remember that 100p = £1, so 121p is the same as £1.21

Adding pence amounts

$52p + 33p = \square p$	$75p + 18p = \square p$
$43p + 26p = \square p$	$34p + 27p = \square p$
$54p + 15p = \square p$	$48p + 31p = \square p$
$66p + 26p = \square p$	$15p + 59p = \square p$

Charity shop

$65p + 32p = \square p$	$21p + 67p = \square p$
$42p + 26p = \square p$	$83p + 24p = \square p$
$25p + 59p = \square p$	$95p + 41p = \square p$
$38p + 25p = \square p$	$64p + 53p = \square p$

Count on in 10s then 1s to find the total of the two amounts.

ACTION Use Spider and Fly on a grid to help you.

THINK Write an addition of two amounts of money that equals £1.

Add the prices of the items from a charity shop.

ACTION Use real coins to help you.

THINK You have spent £1.23 and bought two items. One of the items cost 75p. How much did the other item cost?

100-square

1	2	3	4	5	6	7	8	9	10
11	12	13	14	15	16	17	18	19	20
21	22	23	24	25	26	27	28	29	30
31	32	33	34	35	36	37	38	39	40
41	42	43	44	45	46	47	48	49	50
51	52	53	54	55	56	57	58	59	60
61	62	63	64	65	66	67	68	69	70
71	72	73	74	75	76	77	78	79	80
81	82	83	84	85	86	87	88	89	90
91	92	93	94	95	96	97	98	99	100

$$23p + 18p (\text{jumps}) = 41p$$

You can of course use the coins to help you too.



The £ sign goes FIRST

Remember how to set out work:


$$\text{£}2 + 10\text{p} + 5\text{p} = \text{£}2.15$$

. goes AFTER the whole pounds

Challenge:

Choose 3 items to add together each time. You can use the same method as above to count on in tens and ones (units) from the highest number, and then again from the total of the first two. You can use your 101- 200 square in your folder, or you can try the column addition method. Record your work neatly and carefully.



Literacy (Please see the video link in the email sent from the school office for some ideas!)

Aim: to be able to recognise key curriculum spellings

Today I'd like you to have a go at a creative spelling challenge! Choose 10 words from the list below, and your challenge is to spell them using objects around your house, but you are NOT allowed to write them. You could spell them using Lego, you could use pencil crayons or you could use leaves that you have in your garden –the ideas are endless and you can use anything in your house! Thank you to a helpful assistant for their examples and there is also a short video with some examples for you to watch!

New Curriculum Spelling Lists Years 1 and 2

the
a
do
to
today
of
said
says
your
they
be
he
me
she
we
no

come
some
one
once
ask
friend
school
put
are
were
was
is
his
has
I
you

go
so
by
my
here
there
where
love
push
pull
full
house
our
door
poor
find

mind
floor
because
kind
behind
whole
any
child
wild
most
both
children
climb
only
old
many

clothes
cold
gold
hold
told
every
great
break
steak
busy
people
pretty
beautiful
after
fast
last

past
father
class
water
again
grass
pass
plant
path
bath
hour
move
prove
half
money
improve

sugar
could
would
sure
eye
should
who
Mr
Mrs
parents
Christmas
everybody
even



IDEAS...



Please send me some photos!!!

Challenge of the day: put your favourite music on and dance- it's FRIDAY!!!!!!!!!!!!

Topic

Please read the Growing Chocolate book and watch the videos from yesterday if you haven't already done so. **'Growing chocolate' on Active Learn.**



I have also put on some other links on Active Learn of videos for you to look at too. (Look for 'All about chocolate' and 'Cocoa Farming')

https://www.youtube.com/watch?v=zJdeQABAc_w

<https://www.papapaa.org/cocoa-farming-video.html>

TODAY'S TASK

So hopefully you have all thought about what your chocolate bar will be like and what will be in it. Will it be caramel or orange flavoured? Will it have cruchy biscuit pieces or chewy jelly beans inside? Will it be rectangular or spherical? Today you need to think of a name for it, and design your chocolate wrapper! You can use any colours you like and make it as bright and colourful as you can. Look at some ideas of existing chocolate bars to help you.

You can draw your wrapper design on one of the shapes below if you have a printer or simply draw it on some plain paper. I can't wait to see them as you know how much I love chocolate!!!!

Wrapper Design



Wrapper Design

