


## YEAR 1 PLANNING FOR TUESDAY 31<sup>ST</sup> MARCH 2020

Good morning Year 1!

I am really impressed to see so many of you making the most of the new reading books on Active Learn. Many of you are clicking on the little bug icon  at the end of the story or on the pages-well done! Keep it up! After answering the questions correctly, the bug will turn green and you will get a new book. I can see your scores and how many clicks it took for you to get it correct.

It was lovely to receive emails from so many of you yesterday, Year 1 and even better to hear you telling me your favourite stories! Some of you have also sent me some brilliant creative spelling words from yesterday's work.

I am so proud of you and how well you have taken on this new challenge! You are showing me how independent you can be and also, using your skills taught in class since September. These skills stay with you and you are developing and improving every day. Thank you to the grown-ups for your support and dedication.

Team work makes the dream work!

1. **LITERACY/PHONICS.** Today I would like you to revisit what you did last week with the 100 High Frequency word list. Please read them with an adult and if you can read them, you can colour in the square in any colour you like. If you could not read the word easily or it took you a few goes to sound it out and blend, I would like you to be honest and leave it white. These words should be read by sight, which means you see them and then you say them. Some of you could already read most of the first 100 so today I would like you to do the next 101-200 on the other side.

The second part to this activity today, I would like an adult to do a **spelling** test with you and say the words. Again, if you get it right, at the end, you can colour all of the ones you spelt correctly. Good luck!


2. **NUMERACY.** I would like you to recap your understanding on money. Watch the video below to recap coins.

[https://www.youtube.com/watch?v=vs8F\\_g3MGtM&feature=youtu.be](https://www.youtube.com/watch?v=vs8F_g3MGtM&feature=youtu.be)

At the end, draw a circle at the end and colour it in, like we do in class. Be honest!  
Green = I found it easy and could work on my own,  
Orange = It was ok, I needed a little help,  
Red = I found it tricky and needed help

## How Much Do the Ice Creams Cost?

How much does each ice cream cost? Look at the coins and write the total amount in the circle.



## How Much Do the Ice Creams Cost?











How much does each ice cream cost? Look at the coins and write the total amount in the circle.



## EXTENSION CHALLENGE

# Counting Mixed Coins

Count the coins and write your answers in pence or pounds and pence.

1.  How much? _____	2.  How much? _____
3.  How much? _____	4.  How much? _____
5.  How much? _____	6.  How much? _____
7.  How much? _____	8.  How much? _____
9.  How much? _____	10.  How much? _____



3. **SCIENCE** Let's learn about animal structure. This means how an animal looks and what features it has – eyes, nose, tusks, ears, tail and wings. I would like you to carefully read the following page and cut and stick the sentences in the correct place. Make sure to read the body part and make sure your sentences are about that body part. The order is mixed up-it's down to you to put it in the right space.

Cut out and stick these descriptions in the correct place.

Cats can see well in the dark.

Cats have a great sense of smell.

Cats have small, pointy ears.

Cats have fur to keep them warm and dry.

Cats feel with their whiskers.

Cats use their tails to help them balance.

Cats have soft pads on their paws as well as sharp claws.

Cats have sharp teeth and a rough tongue.

Dogs use their tails to help them balance.

Dogs can see well in the dark.

Dogs have soft pads on their paws and five nails on each paw.

Dogs have sharp teeth for tearing food.

Dogs shed their fur.



Dogs can hear very well.

Dogs have a great sense of smell.

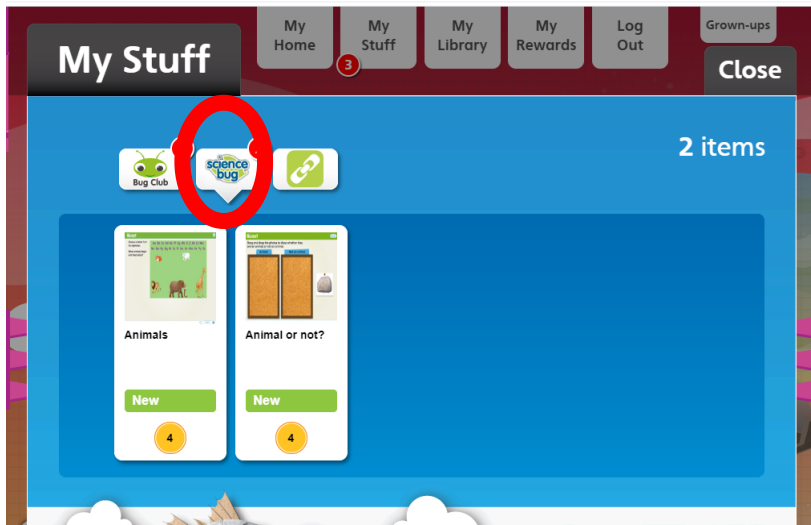
Dogs feel with their whiskers.

# Comparing Cats and Dogs

Think about how the parts of a cat are similar to or different from the parts of a dog. Cut out the descriptions and stick them in the correct space.

 <b>Cat</b>	<b>Body Part</b>	 <b>Dog</b>
	← ears →	
	← eyes →	
	← nose →	
	← mouth →	
	← whiskers →	
	legs and paws	
	← tail →	
	← fur →	

- On Active Learn, in My stuff click on Science bug.



- Complete the game **Animal homes** (my stuff – Drag the pictures to the correct side then click check.

#### 4. HANDWRITING.

Complete the next page in your handwriting books. Remember to copy the green writing carefully, joining from start to finish and then crossing the 't' and dotting the 'i' at the end. Also, please write the date on top of the page.

5. **READING** Read one of the books on Active Learn under Bug Club. Remember to click on the little bug at the end to finish the book.

**CHALLENGE** Using Lego or any construction toy at home, I would like you to build a famous building from around the world – it can be the Big Ben in England, Taj Mahal in India, Eiffel Tower in France, Empire State Building in America or anything at all. Send me a picture of your construction and tell me what it is.

Thank you for all your hard work at home during these testing times and remember, I am here if you have any questions or feedback for me on [info@calpeschool.com](mailto:info@calpeschool.com). I will try my best to respond during normal school working hours. Please mark and check your children's work. If you could write Year 1 and your child's name in the subject, this will help it to reach me.

Good luck and thank you,  
Miss Gwenno