

RECEPTION PLANNING FOR MONDAY 20TH APRIL 2020

Hi everyone,


We will continue to upload work to the Calpe website until the end of the week but we would like you to access our new online learning platform as soon as possible.

Using Class Dojo as an online learning platform

- **Get connected as soon as you can!**



- You should have all received an email with instructions for how to access a **new school email address** that we have created for you within the Calpe School G suites account.
- **An invitation to join Class Dojo** will be sent to the new email address.
- I will be undertaking **live** 'Group Time' sessions in small groups every day. These will be arranged via the G suites calendar. You will receive a set of reminders for how to make these sessions successful for your child.
- A **guide** will also be sent to you for how to use Class Dojo to access work, videos and resources; and how to communicate directly with me via an instant messaging facility.



Our new topic this half term is '**Terrific Transport**'.

Each week we will use our imaginations to go on exciting adventures using different forms of transport to take us to amazing places!

We will go.....


-on the water – boats and pirates
-to space – rockets, planets and aliens
-in the air – hot air balloons, airplanes and helicopters
- on the road - Emergency services and buses.
-on the track – trains

We will be making a 'Terrific Transport' topic cover so you can keep all your work together and we will be able to look back and see all the different adventures we went on at the end of the topic.


Activities to complete today:

Literacy

- Watch the video of me working through the Transport Quiz power point using the link - [What type of transport video](#)
- The Quiz can be found using the link - [What type of transport power point](#)
- *Can you name the different forms of transport and where they go – on land, in the air, on the water?*
- Find the 'Terrific Transport topic cover' using the link – [Terrific Transport topic cover](#)
- Draw and label lots of different types of transport to decorate your new topic cover



Continued on the next page.....




Phonics

- Watch the video of me teaching the igh sound using the link – [igh as in knight video](#)
- Watch the video of me playing the Tricky word game using the link - [Dino eggs tricky words video](#)
- Or play it yourself using the link - [Dinosaur Eggs tricky words game](#)

Maths

For the Maths activities this week you will need use the number cards you made previously (numbers 1 – 10)

- Watch the video of me working through the 'Frooby the dragon power point' using the link – [Frooby the dragon doubling video](#)
- The power point can also be found using this link - [Frooby the dragon doubling and halving power point](#)
- Show the doubles on your fingers as the witch doubles the sun.
- On the last slide talk about what happens when the witch **halves** the suns because it got too hot.
- Show the video of me 'Cutting a sandwich in half' using the link - [Cutting a sandwich video](#)
- Talk about 'fairness' - having the same size pieces.
- Find the 'Halving fruit sheet' using the link - [Halving fruit sheet](#)
- Colour each piece of fruit and cut them out whole.
- Fold them in half, then cut them in half.
- Stick them onto another piece of paper slightly apart.



Reading books

- Log onto www.activelearnprimary.co.uk
- Find your allocated reading book and read it to an adult or older sibling.
- Remember to click on the little bug icon on the last page of the story to answer a question from the story.
I can see that you have completed the book when you have answered the question at the end.
- Then complete the suggested activity on the last page of the book.
- Parents – use the 'Floppy phonics sounds, key pictures and actions guide' found in the OneDrive folder to help with saying the sounds correctly.

