

YEAR 2 PLANNING FOR TUESDAY 17TH MARCH 2020

Good morning,

Well done to those of you who logged in to Active Learn yesterday! I hope you all understood the instructions for your work yesterday. You will be receiving house points for your efforts. Remember that you can earn your points if you log on too and you can move along the lily pads towards the book voucher! Today I have managed to get photos of the phonics book for my group if you did not collect the photocopies from school. **I have also decided to set a Challenge of the day to be completed for 5 bonus points too- I hope you like it!**

Phonics

Please complete your phonics sheet from yesterday if you haven't already. Read through your work, just like we do in lessons, and check your spellings. Remember that you can read through the words again and you can practise spelling them in your handwriting book. I have also attached some games that you can play- look carefully to choose the correct ones for your group but you can play the others too if you like.

Maths

Aim: Recognise and use language relating to date, including days, weeks, months and years

Listen to and sing the songs to remind you of the days of the week and months of the year.

Using the interactive calendar tool (link on Active Learn) to practise answering the questions about calendars- **READ THEM CAREFULLY!** (Make sure you select dd/mm/yyyy for the format of the date.)

If you have your **Abacus book**, **please complete page 48 and just the top part of page 49**. Remember to complete your traffic lights to show me how you found the work and an adult can help you to check your answers. If you need to do a correction, please write it underneath instead of rubbing out.

If you don't have your book, or if you would like some extra practise, use sheets **RS 612 and RS 613** (on Active learn) and add the events into your calendar on the correct dates. You could plan your own summer holiday too if you print an extra sheet.

Literacy

Choose at least 10 spellings from the list of Year 1 and 2 curriculum spellings that you have at home or attached to the email. Try to choose those that you find tricky and practise them in your handwriting book (use lined paper if you do not have this.) Next, try to write them in sentences- it could be a question, exclamation sentence, command or statement. Remember to use capital letters and the correct punctuation marks where needed.

You also have your spelling lists to practise too on the usual sheets.

Science- Parts of a plant

In your Botanist Journals (after the Bean Diary entries) I would like you to draw a plant or flower. Try to give your page a heading/ title and make sure your drawing isn't too small. You can choose a plant from your house or garden or one which is from the video on **ActiveLearn** or a book. Please label the **stem, root, leaves, petals** and any other parts that you know. Underneath you could write about what their jobs are.

E.g. The roots help the plant to absorb water and nutrients from the soil. (There is also a video link to help you, or you can do your own search on the internet.) Write in full sentences and remember to colour your picture. (Use plain paper if you don't have your Journal.) Feel free to take a photo and email it back to **info@calpeschool.com** so that I can see!

Challenge of the day: do some yoga! (see the cosmic yoga video on Active Learn if you like)

Please email to ask for help if there's anything you don't understand.

Enjoy your Tuesday!

Miss Emma

New Curriculum Spelling Lists Years 1 and 2

the
a
do
to
today
of
said
says
your
they
be
he
me
she
we
no

come
some
one
once
ask
friend
school
put
are
were
was
is
his
has
I
you

go
so
by
my
here
there
where
love
push
pull
full
house
our
door
poor
find

mind
floor
because
kind
behind
whole
any
child
wild
most
both
children
climb
only
old
many

clothes
cold
gold
hold
told
every
great
break
steak
busy
people
pretty
beautiful
after
fast
last

past
father
class
water
again
grass
pass
plant
path
bath
hour
move
prove
half
money
improve

sugar
could
would
sure
eye
should
who
Mr
Mrs
parents
Christmas
everybody
even

/oo/

ue

blue glue clue
true Sue
gruesome

ew

crew jewel
screw threw
flew grew
chew jewellery

Which of these words can you find in the picture?



Feel can also be spelled like this:

ui

fruit juice

u

super



/oo/

oo

spoon roof
classroom broom
food tools hoop
balloon loop

u-e

rules flute prunes
plume salute
pollute parachute

Which of these words can you find in the picture?



Feel can also be spelled like this:

o







move







ou

soup

ough


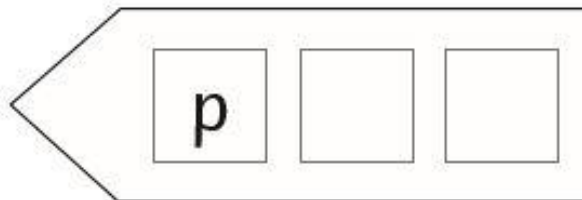
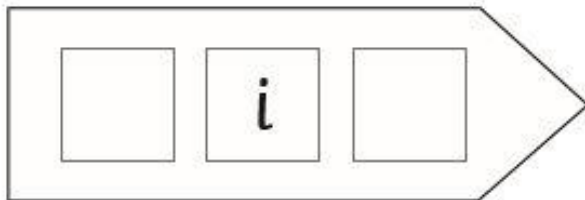

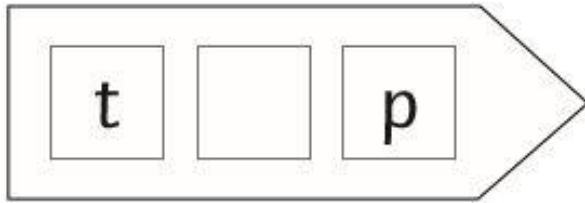
through

	stew	few	dew	knew	new
	glue	blue	clue	true	untrue
	prune	rule	crude	June	rude
	food	zoom	root	moon	hoof
	blue	knew	rule	prune	stew
	June	new	true	food	rule

	found	mountain	out	sound	mouth
	out	mouth	mountain	found	ground
	sound	count	ground	mouth	mountain
	round	ground	found	sound	out
	cloud	sound	mouth	mountain	ground
	mouth	found	ground	round	sound


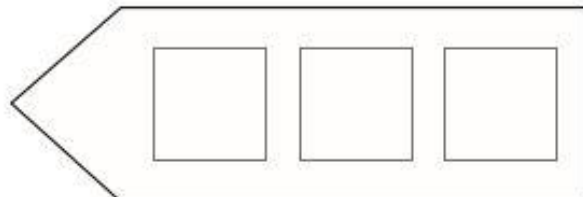
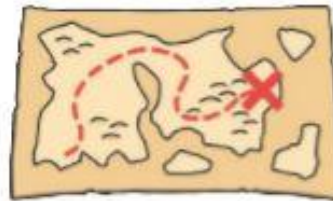
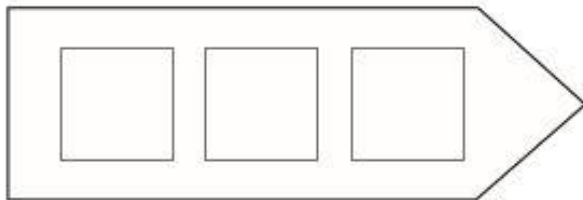
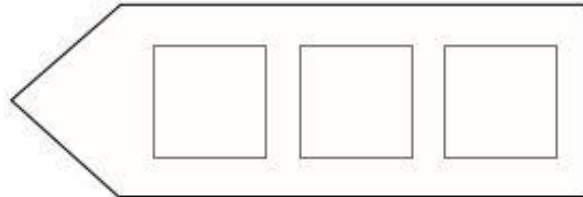
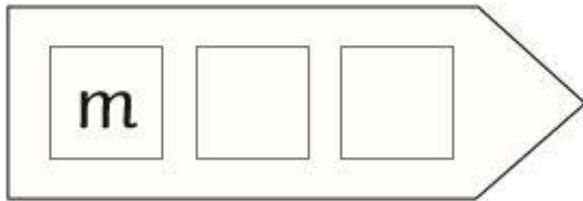
Phase 2 CVC word Building

Cut out the letters from the burglar's bag and put them back where they belong.



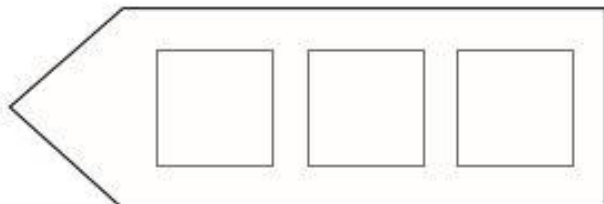
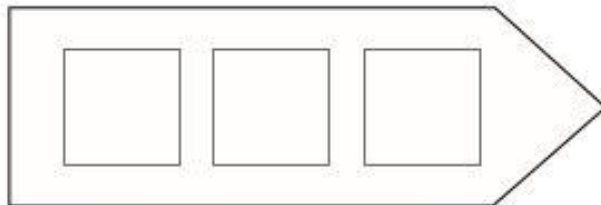
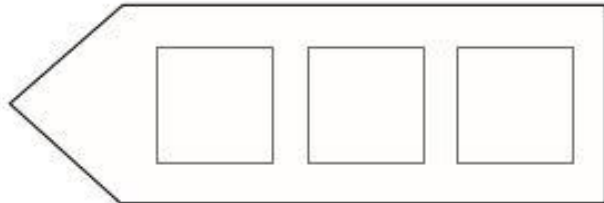
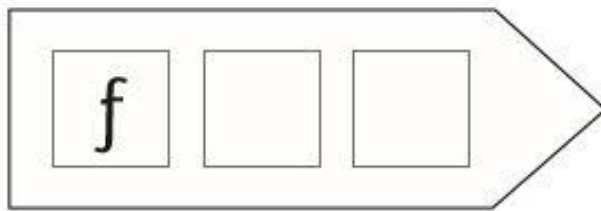
Phase 2 CVC word Building

Cut out the letters from the burglar's bag and put them back where they belong.



Phase 2 CVC word Building

Cut out the letters from the burglar's bag and put them back where they belong.



twinkl



visit [twinkl.com](https://www.twinkl.com)



s	a	t	p	i	h
n	b	d	g	o	b
c	k	e	u	r	f

c saying /s/

A Lucky Escape!



twinkl

Let's practise Sam's Sounds and Common Exception Words!



the



Today, we are learning to write words
that contain **c** saying /s/.



Let's practise reading some of this week's focus words that contain the **c** sound.

cell
city
face
slice



Watch the magic pencil write the words.
Can you join in?



Teach

cell



Play



Teach

city



Play



Teach

face



Play





Kit, Sam and Prince Asim had escaped with the gemstone but Asim's wicked uncle and the giant were chasing them!



They flew over the city and headed to the central square. "We need to get the gem back to my palace," shouted Prince Asim.



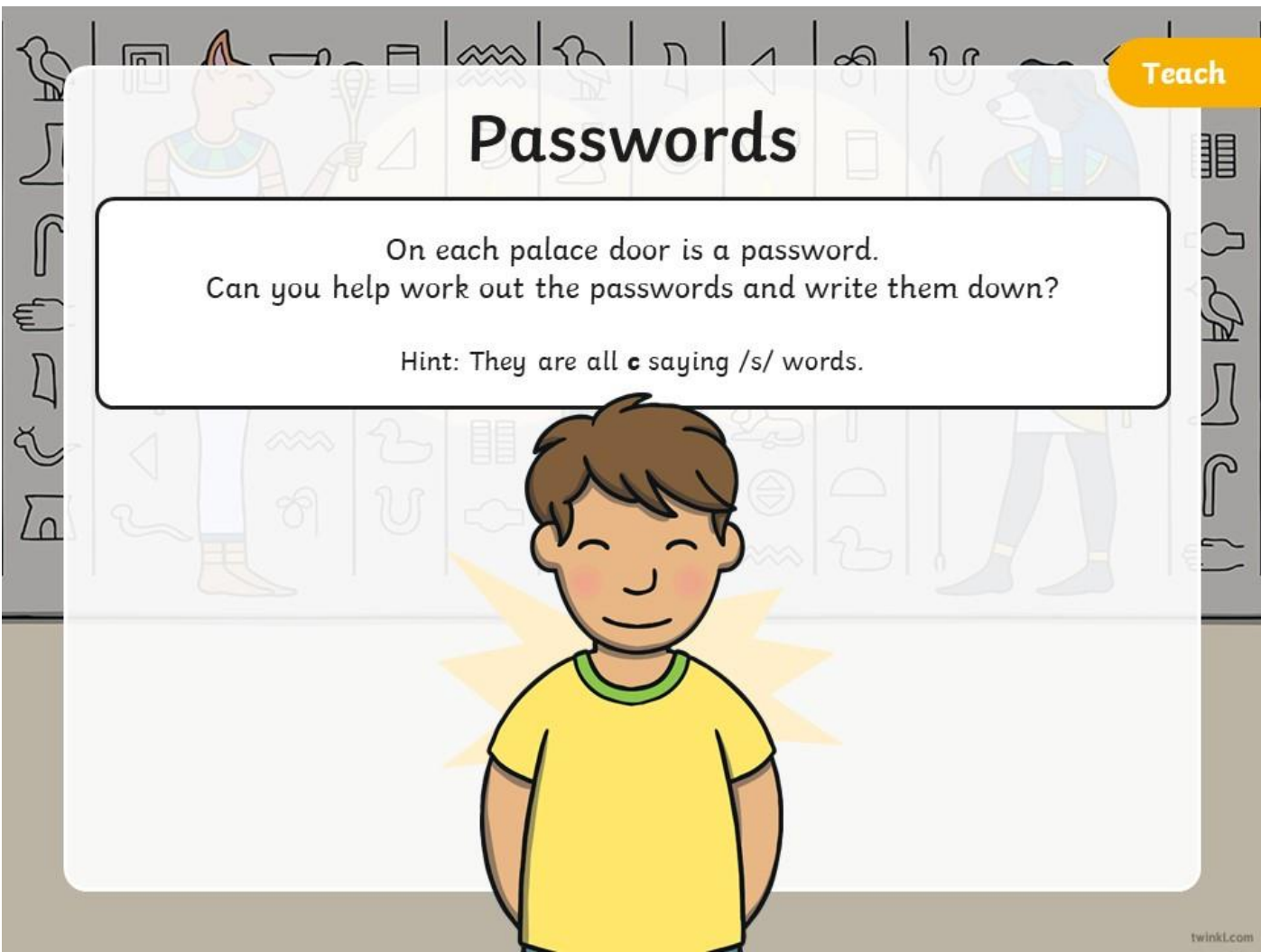

Soon, they arrived at the palace. "We just need to find my mum and dad and give the gem to them. Then, we will be safe!" said Prince Asim.

Teach

Passwords

On each palace door is a password.
Can you help work out the passwords and write them down?

Hint: They are all **c** saying /s/ words.




Teach

Passwords

On each palace door is a password.
Can you help work out the passwords and write them down?

Hint: They are all **c** saying /s/ words.




twinkl.com

Teach

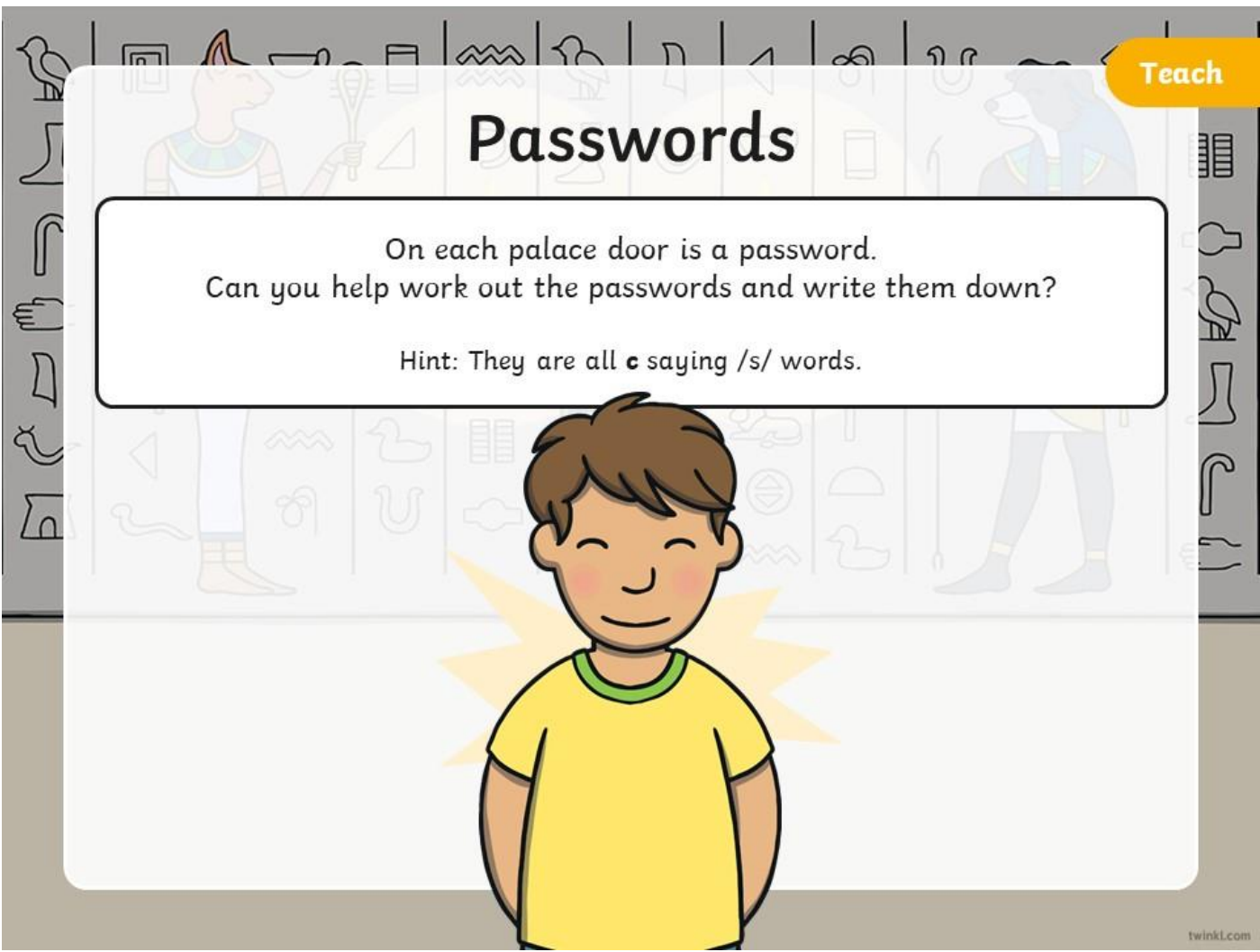
Passwords

On each palace door is a password.
Can you help work out the passwords and write them down?

Hint: They are all **c** saying /s/ words.



twinkl.com



Teach

face

ice

city

cell

race

Check



c Cell Build

Kit, Sam and Asim are inside the palace. Now, they just need to stop Asim's uncle and the giant! Help the children build a cell for his uncle and the giant out of **c** words.



ty cess id
cent sp suc
ace ri ac
ac ce
ci

ci ty
ri ce
ac cent
suc cess
ac id
sp ace





Prince Asim handed the gem back to his mum and dad. "Well done children," said Asim's mum. "You have saved the kingdom. Now, as for your uncle..."

Sentence Time

What will happen to Prince Asim's wicked uncle?
Look at the picture and write a sentence to match.



Apply

He will go in a cell
withthe giant for **many** years.



Sound Buttons On/Off

Show






"Thank you for all of your help, Kit and Sam," said Prince Asim.
"It was a pleasure. We loved meeting you!" said Kit. Then, the room began to fade.



Kit and Sam found themselves back in Kit's bedroom. "What a great adventure that was!" said Kit.
"It was," agreed Sam. "I can't wait for our next one."

Today, we have learnt...



C
saying /s/

The adventure continues next lesson!

