

YEAR 1 PLANNING FOR THURSDAY 19TH MARCH 2020

Good morning Year 1.

Can I start today with a big thank you to all those who have sent your child's work to info@calpeschool.com. I have kept a list and will giving 5 house points every day you share your work.

Please can I ask those who have yet to send anything back to try and share some work over the next day or so-I am eagerly awaiting your emails. Well done to all the grown-ups for all your support and hard work. Well done all of your accessing Active Learn games and the Numbots website too. If you are unable to find the green link for Numbots, here is the link below to access the website:

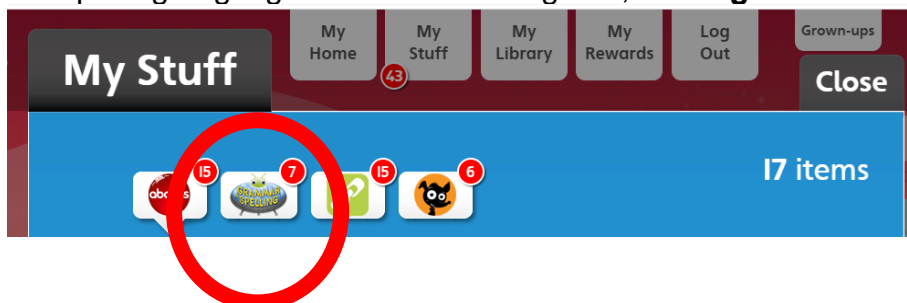
<https://play.numbots.com/#/account/school-login/75715>

Let's keep going through the pack, which you received on Friday. The school Office is open and if you wanted to collect the pack, please contact the school before visiting, to make arrangements. However, alternative tasks are provided below, for those who did not receive the pack.


1. **PHONICS**. Complete the fourth sheet in your Phonics pack. There is a photocopy of the page from the Floppy Phonics book to help you with the sound. Remember to read the words by sounding out and blending them together. Use you sound buttons under the words and try to make some sentences with the words on the back of the sheet. Remember name and date. Also, try to colour in the sounds within the words, like we usually do in class.

For those who did not receive the pack, please refer back to the 100 high frequency words (given before Christmas holidays). Please read them and write 5-10 sentences using as many of them as possible in each sentence.

2. **LITERACY**. Today we are going investigate how the prefix 'un-' changes the meaning of a word. On Active Learn, you have a game under my stuff or my library. Then click on the spelling bug logo and click on the game, **Adding -un to words**:



After watching the video and completing the games, please read the story below. If you need, ask your older brother or sister, or an adult to help you. Then I would like you to change all of the bold words, by adding un- to all of them. For example **dressed** will be **undressed**


WORDSMITH


Help
 Print
 Reset
 Close

Click to change the story.

My Lucky Day

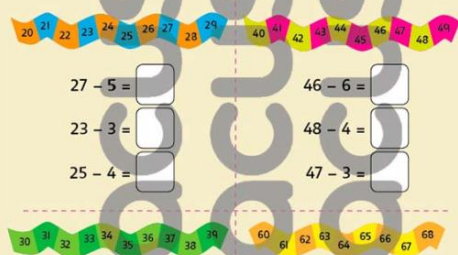
"Time for school!" shouted Mum.
I jumped out of bed and got **dressed**.
I **buttoned** my shirt. I **zipped** my jeans.
I **tied** my shoes. I **folded** my pyjamas
and I **made** the bed. My room looked
very **tidy**.

When I **packed** my schoolbag, Mum
was very **happy** with me.
"Hurry up and get in the car," she said.
I made sure my safety belt was **fastened**.
"You have been so **helpful** this morning,"
Mum said. "I am very **happy** with you."
This made me **happy** too. "This is my
lucky day!" I said.
This is a **true** story.



3. **NUMERACY.** Let's start today with a workout video counting back from 100 by 1s. (The green link is under my stuff – DAY 4 MATHS)

Counting back on a number track



$27 - 5 = \square$

$46 - 6 = \square$

$23 - 3 = \square$

$48 - 4 = \square$

$25 - 4 = \square$

$47 - 3 = \square$

$39 - 4 = \square$

$64 - 4 = \square$

$35 - 3 = \square$

$67 - 5 = \square$

$37 - 7 = \square$

$66 - 4 = \square$

Use the number tracks to count back and complete the subtractions.

ACTION Use a bead string to help you.

THINK Explore subtractions that give an answer ending in 0. For example: $24 - 4 = 20$.

Then, in your Abacus Maths books, please turn to page 42. Today we are counting back. The number tracks are there to help you. Remember to start on the number and take some jumps backwards to count back. If you make a mistake, remember to draw a line and show your corrections. At the end, complete the traffic lights, like we do in class. Be honest!

Green = I found it easy and could work on my own
 Orange = It was ok, I needed a little help
 Red = I found it tricky and needed help

For those who did not receive the pack on Friday, please access Numbots online as this programme is aimed at developing children's quick fire Maths understanding. Also, you could ask your child to count on from a random 2-digit number.

4. **TOPIC.** On the next page in your blue book, or if you don't have the blue book, please complete it on a separate piece of paper, I would like you to find an animal that **ONLY** lives in Africa. Write the date on top. Can you draw it, label it, write about it - describe how it looks, how it moves, does it make a sound? What does it eat? Is it a carnivore, herbivore or omnivore? Is it a mammal, reptile, bird, insect, fish or amphibian?

5. **HANDWRITING.** Complete a page in your handwriting books. Remember the date on top.

Thank you for all your hard work at home and remember, I am here if you have any questions or feedback for me on info@calpeschool.com. I will try my best to respond during normal school working hours. Please mark and check your children's work. If you could write Year 1 in the subject, this will help it to reach me.

Good luck and thank you,
Miss Gwenno